

# 2022 VIRTUS Table Tennis European Championships KRAKOW POLAND



<b>WOMEN TEAMS II1</b>				
1	TURKEY	ACER Ebru	TÜRK Sumeyra	SAMSUN Lara
2	FRANCE	FERNEY Lea	FEVE Maelys	DIVET Anne
3	POLAND	ŁYSIAK Krystyna	NOWACKA Dorota	CYCHOWSKA Ewa
	PORTUGAL	ANDRADE Catia	ANDRADE Vitoria	X
<b>WOMEN TEAMS II2</b>				
1	FRANCE/ISRAEL	RUBENS Pazit	DELALANDE Celine	X
2	FRANCE	FRISON Camille	HENNION Carole	POQUET Lucile
<b>MEN TEAMS III1</b>				
1	FRANCE	CREANGE Lukas	ZHAO Antoine	IVALDI Timothé
2	POLAND	FIRA Damian	CHYBIŃSKI Marek	X
3	PORTUGAL/TURKEY	CARDOSO Pedro	CABEROĞLU Utku	X
<b>MEN TEAMS II2</b>				
1	FRANCE	COURILAUD Cedric	GOUYAUD Aymeric	MORAINVILLE Ludovic
		SIBOUT Alexandre	SOL Alexandre	X
<b>MEN TEAMS III3</b>				
1	FRANCE	SALLIER Thomas	DELHOM Pierre	X
<b>MIXED DOUBLE II1</b>				
1	FRANCE	CREANGE Lukas	FERNEY Lea	X
2	POLAND	CHYBIŃSKI Marek	NOWACKA Dorota	X
3	FRANCE	ZHAO Antoine	FEVE Maelys	X
	FRANCE	IVALDI Timothé	DIVET Anne	X
<b>MIXED DOUBLE II2</b>				
1	FRANCE	SOL Alexandre	DELALANDE Celine	X
2	FRANCE	GOUYAUD Aymeric	HENNION Carole	X
3	FRANCE	SIBOUT Alexandre	POQUET Lucile	X
	FRANCE	COURILAUD Cedric	FRISON Camille	X
<b>MIXED DOUBLE III3</b>				
1	FRANCE	SALLIER Thomas	PINCHON Maud	X
<b>WOMENS DOUBLE II1</b>				
1	POLAND	NOWACKA Dorota	ŁYSIAK Krystyna	X
2	TURKEY	ACER Ebru	TÜRK Sumeyra	X
3	POLAND/FRANCE	CYCHOWSKA Ewa	FEVE Maelys	X
	FRANCE	FERNEY Lea	DIVET Anne	X
<b>WOMENS DOUBLE II2</b>				
1	FRANCE	HENNION Carole	DELALANDE Celine	X
2	FRANCE	POQUET Lucile	FRISON Camille	X
<b>MENS DOUBLE III1</b>				
1	FRANCE	ZHAO Antoine	CREANGE Lukas	X
2	POLAND	CHYBIŃSKI Marek	FIRA Damian	X
3	PORTUGAL/FRANCE	CARDOSO Pedro	IVALDI Timothé	X
	CZECH REPUBLIC	VITVAR Ondřej	RICHTER Pavel	X
<b>MENS DOUBLE II2</b>				
1	FRANCE	SOL Alexandre	COURILAUD Cedric	X
2	FRANCE	GOUYAUD Aymeric	SIBOUT Alexandre	X

# 2022 VIRTUS Table Tennis European Championships KRAKOW POLAND



<b>MENS DOUBLE II.3</b>				
1	FRANCE	SALLIER Thomas	DELHOM Pierre	X
<b>WOMEN SINGLES II.1</b>				
1	TURKEY	EBRU Acer	X	X
2	FRANCE	FERNEY Lea	X	X
3	TURKEY	TURK Sumeyra	X	X
	POLAND	ŁYSIAK Krystyna	X	X
<b>WOMEN SINGLES II.2</b>				
1	FRANCE	POQUET Lucile	X	X
2	FRANCE	HENNION Carole	X	X
3	FRANCE	FRISON Camille	X	X
<b>WOMEN SINGLES II.3</b>				
1	FRANCE	PINCHON Maud	X	X
<b>MEN SINGLES II.1</b>				
1	FRANCE	CREANGE Lukas	X	X
2	FRANCE	IVALDI Timothé	X	X
3	POLAND	CHYBIŃSKI Marek	X	X
	POLAND	FIRA Damian	X	X
<b>MEN SINGLES II.2</b>				
1	FRANCE	GOUYAUD Aymeric	X	X
2	FRANCE	MORAINVILLE Ludovic	X	X
3	FRANCE	SOL Alexandre	X	X
<b>MEN SINGLES II.3</b>				
1	FRANCE	DELHOM Pierre	X	X
2	FRANCE	SALLIER Thomas	X	X
<b>MEN OPEN</b>				
1	POLAND	FIRA Damian	X	X
2	FRANCE	DELHOM Pierre	X	X
3	PORTUGAL	CARDOSO Pedro	X	X
	FRANCE	SALLIER Thomas	X	X
<b>WOMEN OPEN</b>				
1	TURKEY	ACER Ebru	X	X
2	POLAND	NOWACKA Dorota	X	X
3	POLAND	CYCHOWSKA Ewa	X	X
	TURKEY	TURK Sumeyra	X	X

Table/Hour	1	2	3	4	5	6	7	8
<b>18 VII Monday (Teams)</b>								
15.00	WT 1			MT 1		MT 1	WT 1	
17.00	WT 2			MT 2		MT 2	WT 2	
<b>19 VII Tuesday (Teams)</b>								
11.00	WT 3			MT 3		MT 3	WT 3	
13.00	WT SF			MT 4		MT 4	WT SF	
15.00	WT F			MT 5		MT 5	WT2 F	
<b>20 VII Wednesday (Mixed + Doubles)</b>								
11.00	XD R16			XD R16		XD R16	XD2 QF	
11.30	XD QF			XD QF		XD QF	XD QF	
12.00	XD SF			XD SF		XD2 SF	XD2 SF	
12.30	XD F					XD2 F		
13.15	WD QF			WD QF		WD QF	MD QF	
14.00	WD SF			WD SF				
14.30	MD SF			MD SF		WD2		
15.00	WD F			MD F		MD2		
<b>FREE DAY * 21 VII Thursday (Singles) * FREE DAY</b>								
<b>22 VII Friday (Singles - Groups)</b>								
11.00	WS 1	WS 1	WS 1	WS 1	WS 1	WS 1	WS 1	WS2 1
11.30	MS 1	MS 1	MS 1	MS 1	MS 1	MS2 1	MS2 1	WS2 1
12.00	WS 2	WS 2	WS 2	WS 2	WS 2	WS 2	WS 2	WS2 2
12.30	MS 2	MS 2	MS 2	MS 2	MS 2	MS2 2	MS2 2	WS2 2
13.00	WS 3	WS 3	WS 3	WS 3	WS 3	WS 3	WS 3	WS2 3
13.30	MS 3	MS 3	MS 3	MS 3	MS 3	MS2 3	MS2 3	WS2 3
14.00	WS QF	WSC QF	WSC QF	WS QF	WSC QF	WS QF	WS QF	WSC QF
14.30	MS QF	MSC QF	MSC QF	MS QF	MSC QF			
<b>23 VII Saturday (Singles - Finals)</b>								
09.00	WS SF	WS SF	WS2 4	WS2 4	WSC SF	MSC SF	MSC SF	WSC SF
09.30	MS SF	MS SF					MS2 4	MS2 4
10.00	WS F		WS2 5	WS2 5	WSC F	MSC F		
10.30	MS F					MS3 F	MS2 5	MS2 5
11.00	<b>OPEN CATEGORY</b>							
14.00	<b>AWARD CEREMONY</b>							



			17 VII	18 VII	19 VII	20 VII	22 VII	23 VII
1.	WILK Jacek	R	x	x	x	x	x	x
2.	MILIŃSKI Maciej	DR	x	x				
3.	KRAWCZYK Kacper	DR			x	x	x	x
4.	WIŚNIEWSKA Grażyna	U		x	x	x	x	x
5.	ŁAWROWSKI Tadeusz	U		x	x	x	x	x
6.	STACHURA Magdalena	U		x	x	x	x	x
7.	NOWAK Jakub	U		x	x	x	x	x
8.	WIECZOREK Andrzej	U				x	x	x
9.	RYLEWICZ Mirosław	U					x	x
10.	WOJTAS Andrzej	U					x	x
11.	NAKONIECZNY Michał	U					x	x
12.	SŁODYKIEWICZ Adam	U					x	x

Players	W1	W2	W3	M1	M2	M3
CZE	2	1		2		
FIN				1		
FRA	3	4	1	3	5	2
ISR	1			1		
ITA	2					
POL	3			2		
POR	2			1		
TUR	3			1		
<b>SUMA</b>	<b>15</b>	<b>6</b>	<b>1</b>	<b>11</b>	<b>5</b>	<b>2</b>

CZE	624	1706
FRA	2085	2612
ITA	0	
POL	2197	2302
POR	0	
TUR	2079	

WOMEN 1			Rank	MEN 1			Rank
1	FEIXOVA Jana	CZE	624	VITVAR Ondřej	CZE	953	
2	ČERVENAKOVA Marcela	CZE	0	RICHTER Pavel	CZE	753	
3	FERNEY Lea	FRA	1138	AVERJANOV Timo	FIN	0	
4	FEVE Maelys	FRA	0	CREANGE Lukas	FRA	1605	
5	DIVET Anne	FRA	947	ZHAO Antoine	FRA	1316	
6	BORGOGNONE Noemi	ITA	0	IVALDI Timothé	FRA	1296	
7	SPAMPINATO Gessica	ITA	0	YERUSALIMSKY Yuval	ISR	0	
8	ŁYSIAK Krystyna	POL	1101	CHYBIŃSKI Marek	POL	1183	
9	NOWACKA Dorota	POL	1096	FIRA Damian	POL	1119	
10	CYCHOWSKA Ewa	POL	0	CARDOSO Pedro	POR	0	
11	ANDRADE Catia	POR	0	CABEROĞLU Utku	TUR	0	
12	ANDRADE Vitoria	POR	0	x	x	x	
13	ACER Ebru	TUR	1129	x	x	x	
14	TÜRK Sumeyra	TUR	950	x	x	x	
15	SAMSUN Lara	TUR	888	x	x	x	
WOMEN 2			Rank	MEN 2			Rank
1	ANDEROVA Dita	CZE	x	COURILLAUD Cedric	FRA	x	
2	DELALANDE Celine	FRA	x	GOUYAUD Aymeric	FRA	x	
3	FRISON Camille	FRA	x	MORAINVILLE Ludovic	FRA	x	
4	HENNION Carole	FRA	x	SIBOUT Alexandre	FRA	x	
5	POQUET Lucile	FRA	x	SOL Alexandre	FRA	x	
6	RUBENS Pazit	ISR	x	x	x	x	
WOMEN 3			Rank	MEN 3			Rank
1	PINCHON Maud	FRA	x	DELHOM Pierre	FRA	x	
2	x	x	x	SALLIER Thomas	FRA	x	

WOMEN 1			Rank	MEN 1			Rank
1	FERNEY Lea	FRA	1138	CREANGE Lukas	FRA	1605	
2	ACER Ebru	TUR	1129	ZHAO Antoine	FRA	1316	
3	ŁYSIAK Krystyna	POL	1101	IVALDI Timothé	FRA	1296	
4	NOWACKA Dorota	POL	1096	CHYBIŃSKI Marek	POL	1183	
5	TÜRK Sumeyra	TUR	950	FIRA Damian	POL	1119	
6	DIVET Anne	FRA	947	VITVAR Ondřej	CZE	953	
7	SAMSUN Lara	TUR	888	RICHTER Pavel	CZE	753	
8	FEIXOVA Jana	CZE	624	AVERJANOV Timo	FIN	0	
9	ČERVENAKOVA Marcela	CZE	0	YERUSALIMSKY Yuval	ISR	0	
10	FEVE Maelys	FRA	0	CARDOSO Pedro	POR	0	
11	BORGOGNONE Noemi	ITA	0	CABEROĞLU Utku	TUR	0	
12	SPAMPINATO Gessica	ITA	0				
13	CYCHOWSKA Ewa	POL	0				
14	ANDRADE Catia	POR	0				
15	ANDRADE Vitoria	POR	0				
WOMEN 2			Rank	MEN 2			Rank
1	ANDEROVA Dita	CZE	x	COURILLAUD Cedric	FRA	x	
2	DELALANDE Celine	FRA	x	GOUYAUD Aymeric	FRA	x	
3	FRISON Camille	FRA	x	MORAINVILLE Ludovic	FRA	x	
4	HENNION Carole	FRA	x	SIBOUT Alexandre	FRA	x	
5	POQUET Lucile	FRA	x	SOL Alexandre	FRA	x	
6	RUBENS Pazit	ISR	x	x	x	x	
WOMEN 3			Rank	MEN 3			Rank
1	PINCHON Maud	FRA	x	DELHOM Pierre	FRA	x	
2	x	x	x	SALLIER Thomas	FRA	x	



A		X	
---	--	---	--

Cat.:	Round:	Date:	Hour:	Table:

	Name	S	T	Name	S	T	Games				Result	
A				X								
B				Y								
DB				DB								
A				Y								
B				X								

Signature A	Signature X	Winner	

Umpire	Referee

**Remarks:**



<b>A</b>	
----------	--

<b>X</b>	
----------	--

	Name
<b>A</b>	
<b>B</b>	
<b>DB</b>	

	Name
<b>X</b>	
<b>Y</b>	
<b>DB</b>	

<b>Coach/Captain A</b>

<b>Coach/Captain X</b>

<b>Signature</b>

<b>Signature</b>

## WOMEN TEAMS

II1

	GROUP A	1	2	3	POINTS	PLACE
1	POLAND		3:0	3:0	4	1
2	CZECH REPUBLIC	0:3		0:3	2	3
3	PORTUGAL	0:3	3:0		3	2

ORDER OF PLAY 18 VII 18 VII 19 VII  
 15.00 17.00 11.00  
 TABLE 1 1-3 1-2 2-3

	GROUP B	1	2	3	POINTS	PLACE
1	FRANCE		1:3	3:1	3	2
2	TURKEY	3:1		3:0	4	1
3	ITALY	1:3	0:3		2	3

ORDER OF PLAY 19 VII 18 VII 19 VII  
 10.00 15.00 11.00  
 TABLE 7 1-3 1-2 2-3

### A1 POLAND

TABLE 1
19.07 13.00

### B2 FRANCE

TABLE 1
19.07 15.00

### A2 PORTUGAL

TABLE 7
19.07 13.00

### B1 TURKEY

### FRANCE

3:1

### TABLE 1

19.07 15.00

### TURKEY

3:0

1ST

### TURKEY

3:0

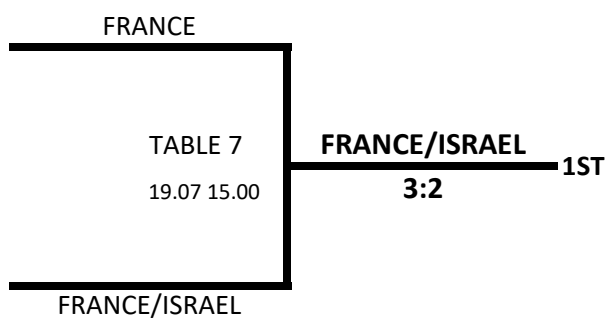
1	TURKEY	ACER Ebru	TÜRK Sumeyra	SAMSUN Lara
2	FRANCE	FERNEY Lea	FEVE Maelys	DIVET Anne
3	POLAND	ŁYSIAK Krystyna	NOWACKA Dorota	CYCHOWSKA Ewa
	PORTUGAL	ANDRADE Catia	ANDRADE Vitoria	X
5	CZECH REPUBLIC			
	ITALY			





# WOMEN TEAMS

II2



1	FRANCE/ISRAEL	RUBENS Pazit	DELALANDE Celine	X
2	FRANCE	FRISON Camille	HENNION Carole	POQUET Lucile

## MEN TEAMS

### II1

GROUP	1	2	3	4	5	POINTS	PLACE
1 FRANCE		3:0	3:0	3:0	3:0	8	1
2 POLAND	0:3		3:0	3:0	3:0	7	2
3 CZECH REPUBLIC	0:3	0:3		1:3	3:0	5	4
4 PORTUGAL/TURKEY	0:3	0:3	3:1		3:0	6	3
5 FINLAND/ISRAEL	0:3	0:3	0:3	0:3		4	5

ORDER OF PLAY:	18 VII	19 VII			
	15.00	17.00	11.00	13.00	15.00
TABLE 4	1-3	2-5	2-4	1-4	3-5
TABLE 6	4-5	3-4	1-5	2-3	1-2

1 FRANCE	CREANGE Lukas	ZHAO Antoine	IVALDI Timothé
2 POLAND	FIRA Damian	CHYBIŃSKI Marek	X
3 PORTUGAL/TURKEY	CARDOSO Pedro	CABEROĞLU Utku	X
4 CZECH REPUBLIC			
5 FINLAND/ISRAEL			

**Men's doubles 1**

ZHAO Antoine	FRA	1316
FIRA Damian	POL	1119
VITVAR Ondřej	CZE	953
CARDOSO Pedro	POR	0
AVERJANOV Timo	FIN	0

1122 CREANGE Lukas	FRA	1605
1050 CHYBIŃSKI Marek	POL	1183
979 RICHTER Pavel	CZE	753
0 IVALDI Timothé	FRA	1296
0 CABEROĞLU Utku	TUR	0

Points		
1221	2921	2343
1086	2302	2136
898	1706	1877
1172	1296	1172
0	0	0

**Women's doubles 1**

NOWACKA Dorota	POL	1096
FERNEY Lea	FRA	1138
ACER Ebru	TUR	1129
FEIXOVA Jana	CZE	624
CYCHOWSKA Ewa	POL	0
ANDRADE Catia	POR	0
BORGOGNONE Noemi	ITA	0

1056 ŁYSIAK Krystyna	POL	1101
1011 DIVET Anne	FRA	947
1066 SAMSUN Lara	TUR	888
834 ČERVENAKOVA Marcela	CZE	0
0 FEVE Maelys	FRA	0
0 ANDRADE Vitoria	POR	0
0 SPAMPINATO Gessica	ITA	0

Points		
1068	2197	2124
968	2085	1979
1003	2017	2069
0	624	834
0	0	0
0	0	0
0	0	0

**Mixt doubles 1**

CREANGE Lukas	FRA	1605
CHYBIŃSKI Marek	POL	1183
IVALDI Timothé	FRA	1296
VITVAR Ondřej	CZE	953
ZHAO Antoine	FRA	1316
CABEROĞLU Utku	TUR	0
FIRA Damian	POL	1119
AVERJANOV Timo	FIN	0
RICHTER Pavel	CZE	753
CARDOSO Pedro	POR	0
YERUSALIMSKY Yuval	ISR	0

1280 FERNEY Lea	FRA	1138
1105 NOWACKA Dorota	POL	1096
1150 DIVET Anne	FRA	947
976 FEIXOVA Jana	CZE	624
1175 FEVE Maelys	FRA	0
0 ACER Ebru	TUR	1129
1026 CYCHOWSKA Ewa	POL	0
0 TÜRK Sumeyra	TUR	950
928 ČERVENAKOVA Marcela	CZE	0
0 ANDRADE Catia	POR	0
0 ANDRADE Vitoria	POR	0

Points		
1078	2743	2358
1040	2279	2145
992	2243	2142
877	1577	1853
0	1316	1175
1081	1129	1081
0	1119	1026
956	950	956
0	753	928
0	0	0
0	0	0

**Men's doubles 2**

MORAINVILLE Ludovic	FRA	0
GOUYAUD Aymeric	FRA	0

COURILLAUD Cedric	FRA	0
SIBOUT Alexandre	FRA	0

Points	
0	
0	

**Women's doubles 2**

HENNION Carole	FRA	0
POQUET Lucile	FRA	0

DELANDE Celine	FRA	0
FRISON Camille	FRA	0

Points	
0	
0	

**Mixt doubles 2**

MORAINVILLE Ludovic	FRA	0
SOL Alexandre	FRA	0
COURILLAUD Cedric	FRA	0
GOUYAUD Aymeric	FRA	0
SIBOUT Alexandre	FRA	0

POQUET Lucile	FRA	0
DELANDE Celine	FRA	0
FRISON Camille	FRA	0
HENNION Carole	FRA	0
RUBENS Pazit	ISR	0

Points	
0	
0	
0	
0	
0	

**Men's doubles 3**

DELHOM Pierre	FRA	0
---------------	-----	---

SALLIER Thomas	FRA	0
----------------	-----	---

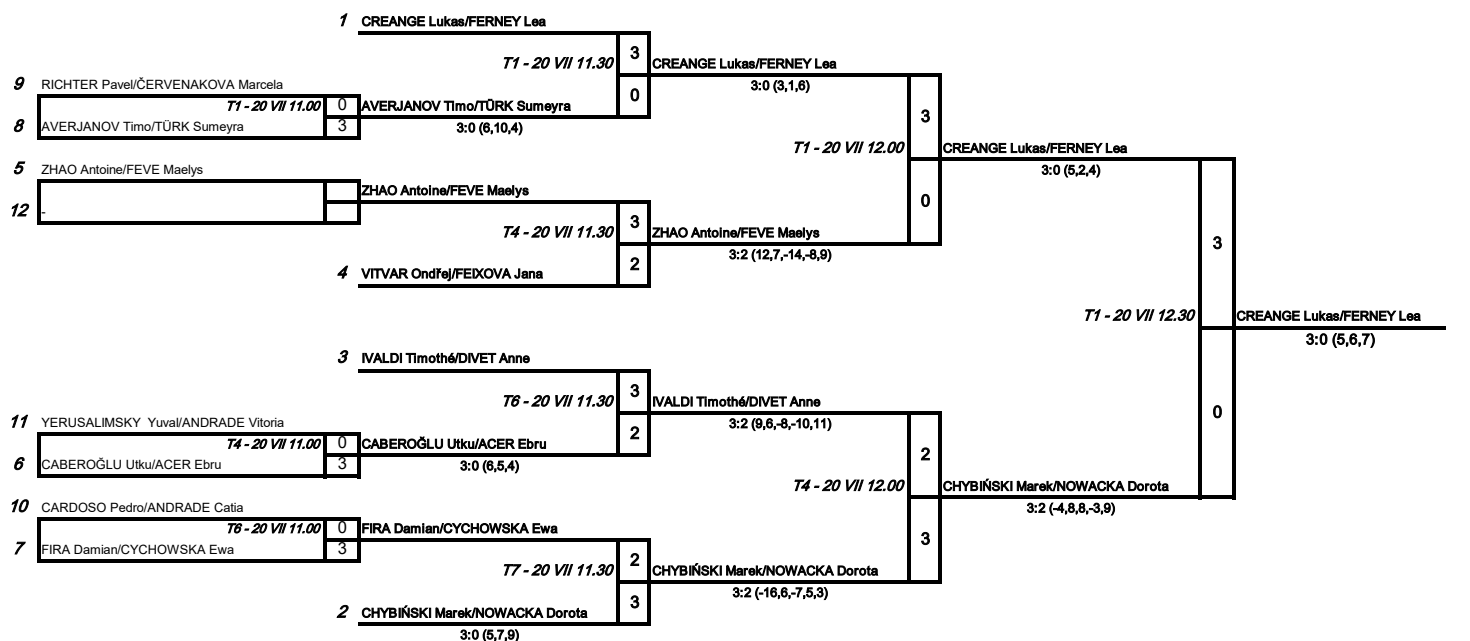
Points	
0	

**Mixt doubles 3**

?	FRA	0
---	-----	---

PINCHON	FRA	0
---------	-----	---

Points	
0	



ZHAO Antoine/FEVE Maelys

	PLAYERS	NATIONALITY
1.	CREANGE Lukas/FERNEY Lea	France
2.	CHYBIŃSKI Marek/NOWACKA Dorota	Poland
3.	IVALDI Timothé/DIVET Anne	France
4.	VITVAR Ondřej/FEIXOVA Jana	Czech Republic
5.	ZHAO Antoine/FEVE Maelys	France
6.	CABEROĞLU Utku/ACER Ebru	Turkey
7.	FIRA Damian/CYCHOWSKA Ewa	Poland
8.	AVERJANOV Timo/TÜRK Sumeyra	Finland/Turkey
9.	RICHTER Pavel/ČERVENAKOVA Marcela	Czech Republic
10.	CARDOSO Pedro/ANDRADE Catia	Portugal
11.	YERUSALIMSKY Yuval/ANDRADE Vitoria	Israel/Portugal
12.	-	-

### MIXED DOUBLE II1

	PLAYERS	NATIONALITY
1.	CREANGE Lukas/FERNEY Lea	France
2.	CHYBIŃSKI Marek/NOWACKA Dorota	Poland
3 - 4	ZHAO Antoine/FEVE Maelys IVALDI Timothé/DIVET Anne	France
5 - 8	AVERJANOV Timo/TURK Sumeyra VITVAR Ondřej/FEIXOVA Jana CABEROĞLU Utku/ACER Ebru FIRA Damian/CYCHOWSKA Ewa	Finland/Turkey Czech Republic Turkey Poland
9 - 12	RICHTER Pavel/ČERVENAKOVA Marcela - YERUSALIMSKY Yuval/ANDRADE Vitoria CARDOSO Pedro/ANDRADE Catia	Czech Republic 0 Israel/Portugal Portugal



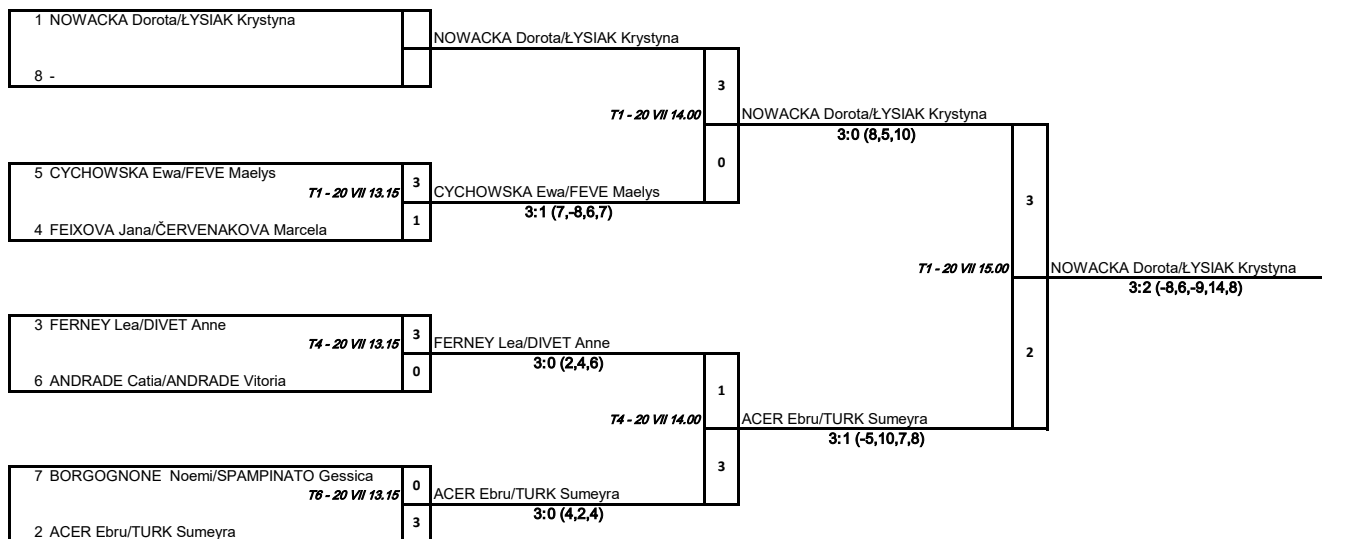
GOUYAUD Aymeric/HENNION Carole		3	GOUYAUD Aymeric/HENNION Carole	3:1 (-10,9,3,7)	2
<i>T6 - 20 VII 12.00</i>					
SIBOUT Alexandre/POQUET Lucile		1	SOL Alexandre/DELALANDE Celine	3:2 (5,-10,-12,7,10)	1
<i>T6 - 20 VII 12.30</i>					
COURILLAUD Cedric/FRISON Camille		1	SOL Alexandre/DELALANDE Celine	3:1 (14,4,-9,7)	3
<i>T7 - 20 VII 12.00</i>					
SOL Alexandre/DELALANDE Celine		3			

PLAYERS		NATIONALITY
1.	GOUYAUD Aymeric/HENNION Carole	France
2.	SOL Alexandre/DELALANDE Celine	France
3.	COURILLAUD Cedric/FRISON Camille	France
4.	SIBOUT Alexandre/POQUET Lucile	France

PLAYERS		NATIONALITY
1.	SOL Alexandre/DELALANDE Celine	France
2.	GOUYAUD Aymeric/HENNION Carole	France
3 - 4	SIBOUT Alexandre/POQUET Lucile	France
	COURILLAUD Cedric/FRISON Camille	France



## MIXED DOUBLE



PLAYERS	NATIONALITY
1. NOWACKA Dorota/LYSIAK Krystyna	Poland
2. ACER Ebru/TURK Sumeyra	Turkey
3. FERNEY Lea/DIVET Anne	France
4. FEIXOVA Jana/ČERVENAKOVA Marcela	Czech Republic
5. CYCHOWSKA Ewa/FEVE Maelys	Poland/France
6. ANDRADE Catia/ANDRADE Vitoria	Portugal
7. BORGOGNONE Noemi/SPAMPINATO Gessica	Italy
8. -	-

PLAYERS	NATIONALITY
1. NOWACKA Dorota/LYSIAK Krystyna	Poland
2. ACER Ebru/TURK Sumeyra	Turkey
3 - 4. CYCHOWSKA Ewa/FEVE Maelys	Poland/France
FERNEY Lea/DIVET Anne	France
-	-
5 - 8. FEIXOVA Jana/ČERVENAKOVA Marcela	Czech Republic
ANDRADE Catia/ANDRADE Vitoria	Portugal
BORGOGNONE Noemi/SPAMPINATO Gessica	Italy

**WOMENS DOUBLE**  
III









SOL Alexandre / COURILLAUD Cedric

	3	
<i>T7 - 20 VII 14.30</i>		SOL Alexandre / COURILLAUD Cedric 3:1 (-6,10,7,4)
	1	
GOUYAUD Aymeric / SIBOUT Alexandre		

PLAYERS		NATIONALITY
1.	SOL Alexandre / COURILLAUD Cedric	France
2.	GOUYAUD Aymeric / SIBOUT Alexandre	France

PLAYERS		NATIONALITY
1.	SOL Alexandre / COURILLAUD Cedric	France
2.	GOUYAUD Aymeric / SIBOUT Alexandre	France

## MENS DOUBLE

112

## WOMEN SINGLES

### II1 (GROUPS)

GROUP A	1	2	3	POINTS	PLACE
1 FERNEY Lea <i>FRA</i>		3:0 (6,8,4)	3:0 (9,7,4)	4	1
2 SAMSUN Lara <i>TUR</i>	0:3		3:0 (3,6,5)	3	2
3 ČERVENAKOVA Marcela <i>CZE</i>	0:3	0:3		2	3

ORDER OF PLAY: 11.00 12.00 13.00  
TABLE 1 1-3 1-2 2-3

GROUP B	1	2	3	4	POINTS	PLACE
1 ACER Ebru <i>TUR</i>		3:0 (4,5,7)	3:0 (8,7,7)	3:0 (4,1,2)	6	1
2 FEIXOVA Jana <i>CZE</i>	0:3		0:3	3:0 (6,3,9)	4	3
3 CYCHOWSKA Ewa <i>POL</i>	0:3	3:0 (5,0,9)		3:0 (4,6,7)	5	2
4 FEVE Maelys <i>FRA</i>	0:3	0:3	0:3		3	4

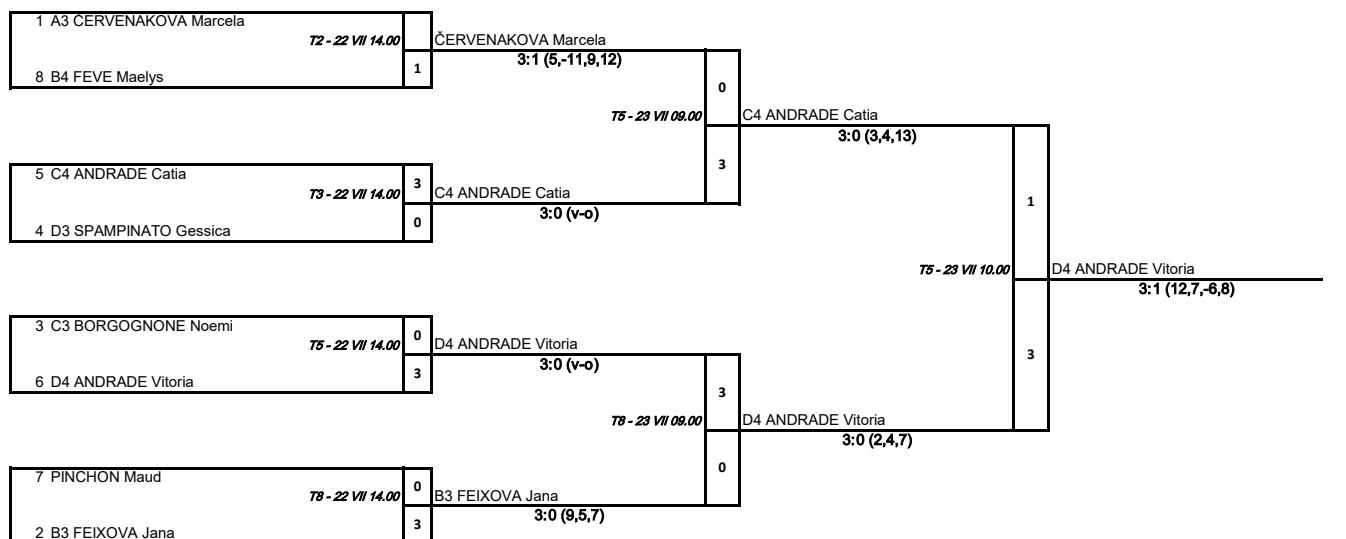
ORDER OF PLAY: 11.00 12.00 13.00  
TABLE 2 1-3 1-2 1-4  
TABLE 3 2-4 3-4 2-3

GROUP C	1	2	3	4	POINTS	PLACE
1 ŁYSIAK Krystyna <i>POL</i>		3:1 (6,-8,6,3)	3:0 (0,2,7)	3:0 (9,4,2)	6	1
2 DIVET Anne <i>FRA</i>	1:3		3:0 (4,8,2)	3:0 (7,9,8)	5	2
3 BORGOGNONE Noemi <i>ITA</i>	0:3	0:3		3:2 (9,12,-8,-4,6)	4	3
4 ANDRADE Catia <i>POR</i>	0:3	0:3	2:3		3	4

ORDER OF PLAY: 11.00 12.00 13.00  
TABLE 4 1-3 1-2 1-4  
TABLE 5 2-4 3-4 2-3

GROUP D	1	2	3	4	POINTS	PLACE
1 NOWACKA Dorota <i>POL</i>		2:3	3:0 (5,8,1)	3:0 (5,7,7)	5	2
2 TURK Sumeyra <i>TUR</i>	3:2 (6,9,-9,-9,4)		3:0 (3,3,3)	3:1 (5,-11,9,8)	6	1
3 ANDRADE Vitoria <i>POR</i>	0:3	0:3		1:3	3	4
4 SPAMPINATO Gessica <i>ITA</i>	0:3	1:3	3:1 (-9,7,5,9)		4	3

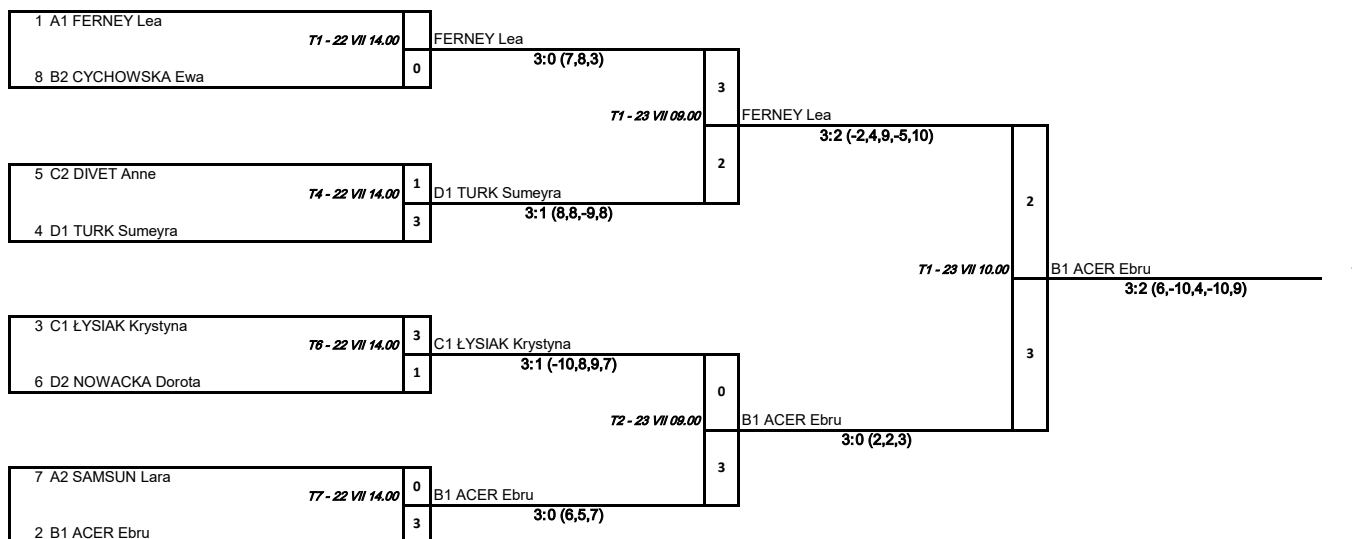
ORDER OF PLAY: 11.00 12.00 13.00  
TABLE 6 1-3 1-2 1-4  
TABLE 7 2-4 3-4 2-3



	PLAYERS	NATIONALITY
1.	A3 ČERVENAKOVA Marcela	CZE
2.	B3 FEIXOVA Jana	CZE
3.	C3 BORGOGNONE Noemi	ITA
4.	D3 SPAMPINATO Gessica	ITA
5.	C4 ANDRADE Catia	POR
6.	D4 ANDRADE Vitoria	POR
7.	PINCHON Maud	FRA
8.	B4 FEVE Maelys	FRA

	PLAYERS	NATIONALITY
9.	D4 ANDRADE Vitoria	POR
10.	C4 ANDRADE Catia	POR
11-12	A3 ČERVENAKOVA Marcela	CZE
	B3 FEIXOVA Jana	CZE
	B4 FEVE Maelys	FRA
13-16	D3 SPAMPINATO Gessica	ITA
	C3 BORGOGNONE Noemi	ITA
	PINCHON Maud	FRA

**WOMENS SINGLES**  
I11 CONSOLATION)



PLAYERS	NATIONALITY
1. A1 FERNEY Lea	FRA
2. B1 ACER Ebru	TUR
3. C1 ŁYSIAK Krystyna	POL
4. D1 TURK Sumeyra	TUR
5. C2 DIVET Anne	FRA
6. D2 NOWACKA Dorota	POL
7. A2 SAMSUN Lara	TUR
8. B2 CYCHOWSKA Ewa	POL

PLAYERS	NATIONALITY
1. B1 ACER Ebru	TUR
2. FERNEY Lea	FRA
3-4. D1 TURK Sumeyra	TUR
C1 ŁYSIAK Krystyna	POL
B2 CYCHOWSKA Ewa	POL
C2 DIVET Anne	FRA
5-8. D2 NOWACKA Dorota	POL
A2 SAMSUN Lara	TUR

**WOMENS SINGLES**  
II1 (MAIN)

## WOMEN SINGLES

II2

GROUP	1	2	3	4	5	POINTS	PLACE	
1 FRISON Camille <i>FRA</i>		3:2 (-10,-5,7,6,7)	1:3	2:3	3:1 (10,-9,12,5)	6	3	3 4:4
2 DELALANDE Celine <i>FRA</i>	2:3		0:3	0:3	1:3	4	5	
3 RUBENS Pazit <i>ISR</i>	3:1 (5,-9,6,11)	3:0 (6,7,11)		0:3	0:3	6	4	3 3:4
4 POQUET Lucile <i>FRA</i>	3:2 (-7,2,-7,5,7)	3:0 (11,9,11)	3:0 (9,3,5)		3:0 (6,4,4)	8	1	
5 HENNION Carole <i>FRA</i>	1:3	3:1 (5,7,-6,7)	3:0 (8,9,11)	0:3		6	2	3 4:3

ORDER OF PLAY:

	22 VII			23 VII		
	11.00	12.00	13.00	09.00	10.00	
TABLE 8	1-3	2-5	2-4	TABLE 3	1-4	3-5
	11.30	12.30	13.30		09.00	10.00
TABLE 8	4-5	3-4	1-5	TABLE 4	2-3	1-2

1	POQUET Lucile <i>FRA</i>
2	HENNION Carole <i>FRA</i>
3	FRISON Camille <i>FRA</i>
4	RUBENS Pazit <i>ISR</i>
5	DELALANDE Celine <i>FRA</i>

## MEN SINGLES

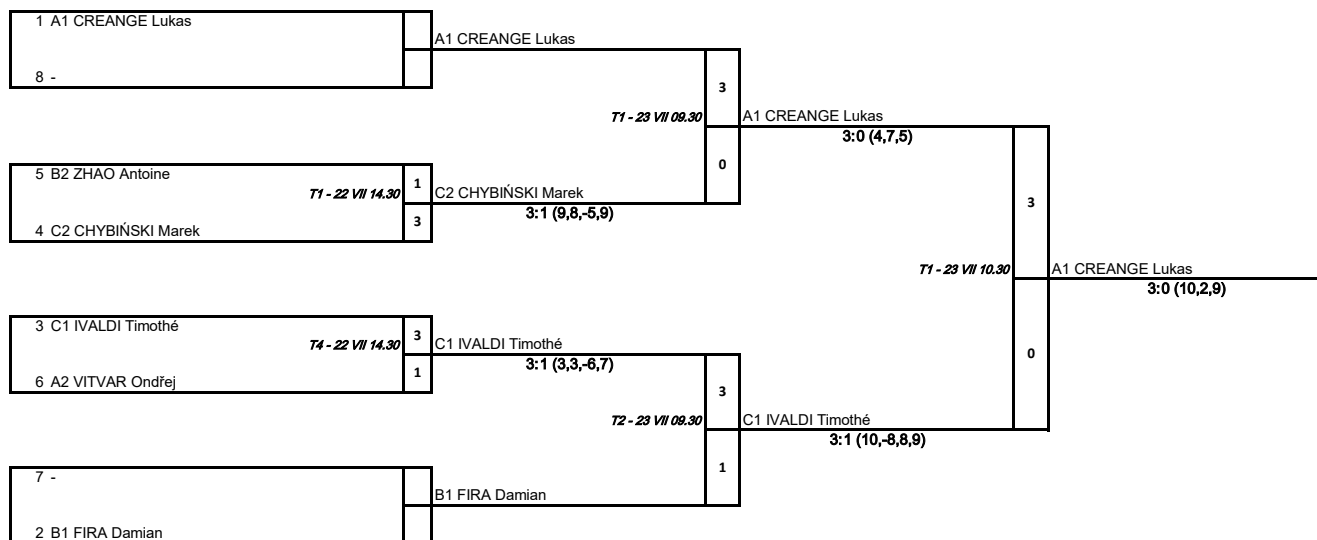
### II1

	GROUP A	1	2	3	POINTS	PLACE
1	CREANGE Lukas <i>FRA</i>		3:0 (2,0,7)	3:0 (4,4,1)	4	1
2	VITVAR Ondřej <i>CZE</i>	0:3		3:0 (8,6,7)	3	2
3	AVERJANOV Timo <i>FIN</i>	0:3	0:3		2	3
<b>ORDER OF PLAY</b>		11.30	12.30	13.30		
	TABLE 1	1-3	1-2	2-3		

	GROUP B	1	2	3	4	POINTS	PLACE
1	ZHAO Antoine <i>FRA</i>		0:3	3:0 (3,8,6)	3:0 (6,6,6)	5	2
2	FIRA Damian <i>POL</i>	3:0 (10,8,5)		3:1 (11,7,-8,7)	3:0 (6,3,9)	6	1
3	RICHTER Pavel <i>CZE</i>	0:3	1:3		3:2 (-9,-1,8,8,2)	4	3
4	CARDOSO Pedro <i>POR</i>	0:3	0:3	2:3		3	4
<b>ORDER OF PLAY</b>		11.30	12.30	13.30			
	TABLE 2	1-3	1-2	1-4			
	TABLE 3	2-4	3-4	2-3			

	GROUP C	1	2	3	4	POINTS	PLACE
1	IVALDI Timothé <i>FRA</i>		3:2 (-5,6,9,-4,9)	3:0 (5,9,10)	3:1 (9,-9,7,5)	6	1
2	CHYBIŃSKI Marek <i>POL</i>	2:3		3:0 (3,8,3)	3:1 (-8,7,9,10)	5	2
3	YERUSALIMSKY Yuval <i>ISR</i>	0:3	0:3		0:3	3	4
4	CABEROĞLU Utku <i>TUR</i>	1:3	1:3	3:0 (7,8,9)		4	3
<b>ORDER OF PLAY</b>		11.30	12.30	13.30			
	TABLE 4	1-3	1-2	1-4			
	TABLE 5	2-4	3-4	2-3			





	PLAYERS	NATIONALITY
1.	A1 CREANGE Lukas	FRA
2.	B1 FIRA Damian	POL
3.	C1 IVALDI Timothé	FRA
4.	C2 CHYBINSKI Marek	POL
5.	B2 ZHAO Antoine	FRA
6.	A2 VITVAR Ondřej	CZE

	PLAYERS	NATIONALITY
1.	A1 CREANGE Lukas	FRA
2.	C1 IVALDI Timothé	FRA
3 - 4.	C2 CHYBINSKI Marek	POL
	B1 FIRA Damian	POL
5 - 6.	A2 VITVAR Ondřej	CZE
	B2 ZHAO Antoine	FRA

**MEN SINGLES**  
II ( MAIN)



## MEN SINGLES

112

GROUP	1	2	3	4	5	POINTS	PLACE	
1 COURILLAUD Cedric <i>FRA</i>		<b>3:0 (6,6,7)</b>	<b>3:0 (7,5,9)</b>	0:3	2:3	<b>6</b>	<b>4</b>	1
2 SIBOUT Alexandre <i>FRA</i>	0:3		0:3	0:3	0:3	<b>4</b>	<b>5</b>	
3 GOUYAUD Aymeric <i>FRA</i>	0:3	<b>3:0 (3,6,8)</b>		<b>3:2 (9,-7,-8,6,7)</b>	<b>3:1 (9,-7,8,13)</b>	<b>7</b>	<b>1</b>	2
4 SOL Alexandre <i>FRA</i>	<b>3:0 (9,10,6)</b>	<b>3:0 (6,8,4)</b>	2:3		0:3	<b>6</b>	<b>3</b>	2
5 MORAINVILLE Ludovic <i>FRA</i>	<b>3:2 (8,-10,-9,5,9)</b>	<b>3:0 (4,1,6)</b>	1:3	<b>3:0 (6,9,2)</b>		<b>7</b>	<b>2</b>	1

ORDER OF PLAY:

22 VII

23 VII

	11.30	12.30	13.30		09.30	10.30
TABLE 6	1-3	2-5	2-4	TABLE 7	1-4	3-5
TABLE 7	4-5	3-4	1-5	TABLE 8	2-3	1-2

1	GOUYAUD Aymeric <i>FRA</i>
2	MORAINVILLE Ludovic <i>FRA</i>
3	SOL Alexandre <i>FRA</i>
4	COURILLAUD Cedric <i>FRA</i>
5	SIBOUT Alexandre <i>FRA</i>



DELHOM Pierre

	3	
<i>T6 - 23 VII 10.30</i>	DELHOM Pierre	1
	1	

3:1 (6,-11,7,11)

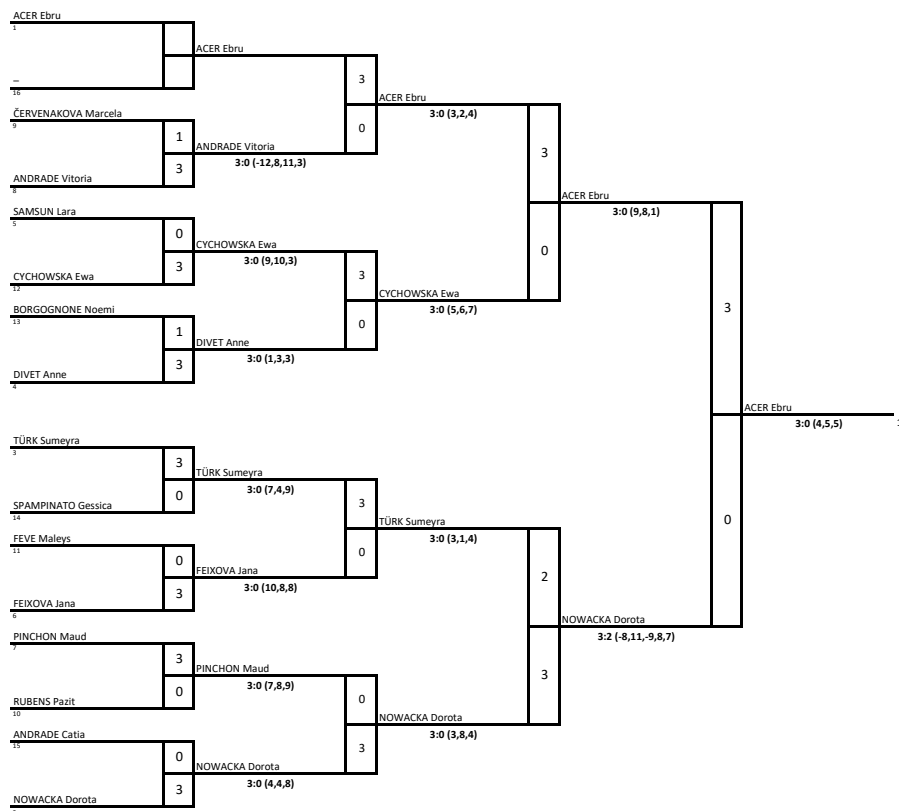
PLAYERS		NATIONALITY
1.	DELHOM Pierre	France
2.	SALLIER Thomas	France

PLAYERS		NATIONALITY
1.	DELHOM Pierre	France
2.	SALLIER Thomas	France



## MEN SINGLES

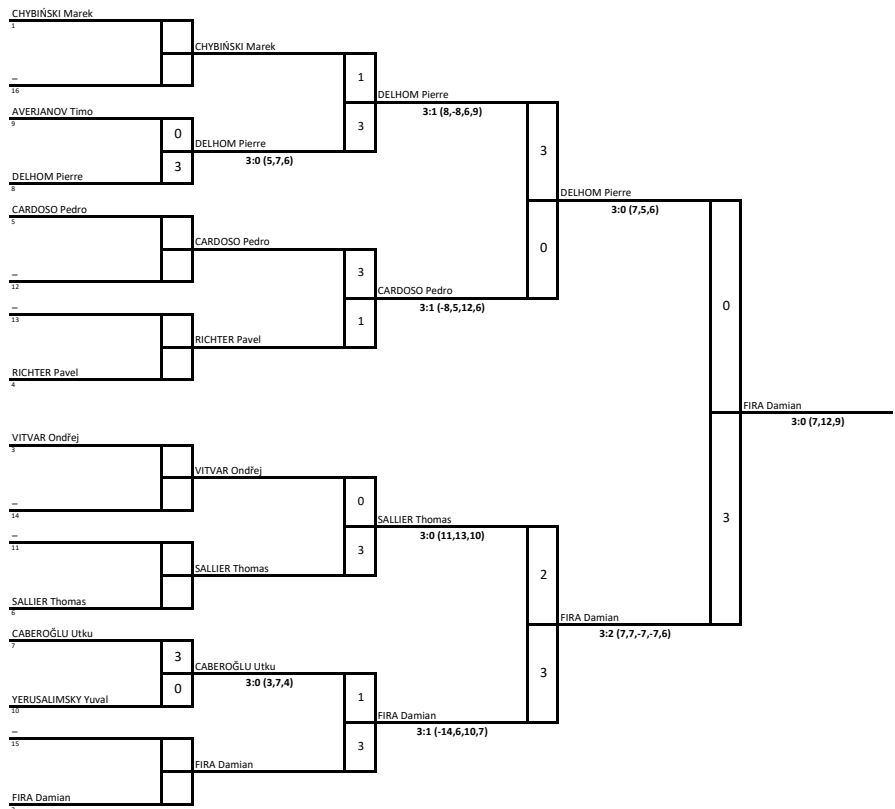
II3



No.	Player	Nationality
1	ACER Ebru	TUR
2	NOWACKA Dorota	POL
3	TÜRK Sumeyra	TUR
4	DIVET Anne	FRA
5	SAMSUN Lara	TUR
6	FEIXOVA Jana	CZE
7	PINCHON Maud	FRA
8	ANDRADE Vitoria	POR
9	ČERVENAKOVA Marcela	CZE
10	RUBENS Pazit	ISR
11	FEVE Maleys	FRA
12	CYCHOWSKA Ewa	POL
13	BORGOGNONE Noemi	ITA
14	SPAMPINATO Gessica	ITA
15	ANDRADE Catia	POR
16	--	--

Results		
No.	Player	Nationality
1	ACER Ebru	TUR
2	NOWACKA Dorota	POL
3-4	CYCHOWSKA Ewa	POL
	TÜRK Sumeyra	TUR
5-8	ANDRADE Vitoria	POR
	DIVET Anne	FRA
	FEIXOVA Jana	CZE
	PINCHON Maud	FRA
	--	--
	ČERVENAKOVA Marcela	CZE
	SAMSUN Lara	TUR
9-16	BORGOGNONE Noemi	ITA
	SPAMPINATO Gessica	ITA
	FEVE Maleys	FRA
	RUBENS Pazit	ISR
	ANDRADE Catia	POR

WOMEN OPEN



No.	Player	Nationality
1	CHYBIŃSKI Marek	POL
2	FIRA Damian	POL
3	VITVAR Ondřej	CZE
4	RICHTER Pavel	CZE
5	CARDOSO Pedro	POR
6	SALLIER Thomas	FRA
7	CABEROĞLU Utku	TUR
8	DELHOM Pierre	FRA
9	AVERJANOV Timo	FIN
10	YERUSALIMSKY Yuval	ISR
11	--	--
12	--	--
13	--	--
14	--	--
15	--	--
16	--	--

Results

No.	Player	Nationality
1	FIRA Damian	POL
2	DELHOM Pierre	FRA
3-4	CARDOSO Pedro	POR
	SALLIER Thomas	FRA
5-8	CHYBIŃSKI Marek	POL
	RICHTER Pavel	CZE
	VITVAR Ondřej	CZE
	CABEROĞLU Utku	TUR
		#N/D
	AVERJANOV Timo	FIN
		#N/D
9-16		#N/D
		#N/D
		#N/D
	YERUSALIMSKY Yuval	ISR
		#N/D

MEN OPEN



	WT	WT2	MT	MT2	MT3	XD	XD2	XD3	WD	WD2	MD	MD2	MD3	WS	WS2	WS3	MS	MS2	MS3	WO	MO		
GOLD	3	2	3	5	2	2	2	2	2	2	2	2	2	1	1	1	1	1	1	1	1	1	<b>39</b>
SILVER	3	3	2			2	2		2	2	2	2		1	1		1	1	1	1	1	1	<b>27</b>
BRONZE	5		2			4	4		4		4			2	1		2	1			2	2	<b>33</b>

T – TEAMS  
 X – MIXED  
 D – DOUBLES  
 S – SINGLES  
 O - OPEN

W – WOMEN  
 M – MEN

### MEDAL CLASSIFICATION

	G	S	B	T
1 FRANCE	15,5	11	8	<b>34,5</b>
2 TURKEY	3	1	2,5	<b>6,5</b>
3 POLAND	2	4	5	<b>11</b>
4 ISRAEL	0,5			<b>0,5</b>
5 PORTUGAL			3	<b>3</b>
6 CZECH REPUBLIC			1	<b>1</b>